

This article was downloaded by:

On: 24 January 2011

Access details: *Access Details: Free Access*

Publisher *Taylor & Francis*

Informa Ltd Registered in England and Wales Registered Number: 1072954 Registered office: Mortimer House, 37-41 Mortimer Street, London W1T 3JH, UK



Journal of Macromolecular Science, Part A

Publication details, including instructions for authors and subscription information:

<http://www.informaworld.com/smpp/title~content=t713597274>

High Molar Mass Poly(trimethylene carbonate) by Ph_2BiOEt and Ph_2BiBr -Initiated Ring-Opening Polymerizations

Hans R. Kricheldorf^a; Gesa Behnken^a; Gert Schwarz^a; Peter Simon^b; Maren Brinkmann^b

^a Institut für Technische und Makromolekulare Chemie, Hamburg, Germany ^b Institut für Polymerforschung, Geesthacht, Germany

To cite this Article Kricheldorf, Hans R. , Behnken, Gesa , Schwarz, Gert , Simon, Peter and Brinkmann, Maren(2009) 'High Molar Mass Poly(trimethylene carbonate) by Ph_2BiOEt and Ph_2BiBr -Initiated Ring-Opening Polymerizations', Journal of Macromolecular Science, Part A, 46: 4, 353 – 359

To link to this Article: DOI: 10.1080/10601320902724800

URL: <http://dx.doi.org/10.1080/10601320902724800>

PLEASE SCROLL DOWN FOR ARTICLE

Full terms and conditions of use: <http://www.informaworld.com/terms-and-conditions-of-access.pdf>

This article may be used for research, teaching and private study purposes. Any substantial or systematic reproduction, re-distribution, re-selling, loan or sub-licensing, systematic supply or distribution in any form to anyone is expressly forbidden.

The publisher does not give any warranty express or implied or make any representation that the contents will be complete or accurate or up to date. The accuracy of any instructions, formulae and drug doses should be independently verified with primary sources. The publisher shall not be liable for any loss, actions, claims, proceedings, demand or costs or damages whatsoever or howsoever caused arising directly or indirectly in connection with or arising out of the use of this material.

High Molar Mass Poly(trimethylene carbonate) by Ph_2BiOEt and Ph_2BiBr -Initiated Ring-Opening Polymerizations

HANS R. KRICHELDORF^{1,*}, GESA BEHNKEN¹, GERT SCHWARZ¹, PETER SIMON²
and MAREN BRINKMANN²

¹Institut für Technische und Makromolekulare Chemie, Bundesstr. 45, D-20146 Hamburg, Germany

²Institut für Polymerforschung, GKSS Forschungszentrum, Max-Planck-Str., D-21502 Geesthacht, Germany

Received and Accepted October 2008

Trimethylene carbonate, (TMC), was polymerized in bulk with Ph_2BiOEt or Ph_2BiBr as initiators. The dependence of the molecular weight on the monomer-initiator ratio (M/I) and the MALDI-TOF (MT) mass spectra suggest that these polymerizations obey a coordination-insertion mechanism. Due to “back-biting” cyclic oligomers were also formed. With Ph_2BiBr particularly high molecular weights were achieved (number averages, M_n s, up to 340×10^3 Da), but the M_n s were significantly higher than the M/Is. However, a satisfactory control of M_n was achieved by addition of tetraethylene glycol as coinitiator. In the case of Ph_2BiOEt the M_n s fell below the M/Is and only a crude control of the M_n s was achieved. Both Bi-compounds were more reactive than $\text{Sn(II)2-ethylhexanoate}$ (SnOct_2) activated with ethanol. This difference was particularly conspicuous at temperatures below 100°C .

Keywords: poly(trimethylene carbonate), ring-opening polymerization, bismuth catalysts

1 Introduction

Aliphatic carbonates differ from aliphatic polyesters by a lower electrophilicity of the CO group what means that they are less sensitive to hydrolytic degradation. This property entails two applications. Amorphous homo- or copolycarbonates serve as soft segments in thermoplastic elastomers designed for application in hot humid climates (aliphatic polyethers are even less sensitive to hydrolysis, but they are more hygroscopic and more sensitive to oxidation). The lower sensitivity to hydrolysis may also be useful for pharmaceutical and biomedical application, when a slow resorption in the human body is desired. Copolymers containing aliphatic carbonate and ester groups allow for a fine tuning of the rate of biodegradation. For all these reasons ring-opening polymerization of trimethylene carbonate, TMC, (and other cyclocarbonates) has been studied by several research groups (1–20).

In this context, the present work has the purpose to report on Ph_2BiOEt - and Ph_2BiBr -initiated homopolymerizations of TMC. Ring-opening polymerizations of lactones initiated (or catalyzed) by Bi(III) salts were studied by Kricheldorf and coworkers over the past five years

(21–28). Bi(III) salts such as BiCl_3 , Bi_2O_3 , Bi-acetate or Bi-subsalicylate combine three important advantages: they are commercial, stable on storage and possess the lowest toxicity of all heavy metal salts. However, all attempts to prepare high molar mass polylactones (meaning number average molecular weights, M_n s, $> 50\,000$ Da) failed. In contrast, Ph_2BiOEt (27) and Ph_2BiBr (28) (the toxicity of which in unknown) were recently found to allow for the preparation of poly(ϵ -caprolactone)s with M_n s in the range of 10^{-5} to 5×10^5 Da (and M_w up to 8×10^5 Da). Furthermore, it was surprisingly found that Ph_2BiOEt is below 90°C more reactive than SnOct_2 , which is the standard initiator for the technical production of polylactide and polylactones. Therefore, it was the purpose of this work to find out, if Ph_2BiOEt and Ph_2BiBr also allow for the preparation of high molar mass poly-TMC, and if Ph_2BiOEt is again more reactive than SnOct_2 , when TMC is used as monomer.

2 Experimental

2.1 Materials

TMC was kindly supplied by Boehringer Ingelheim GmbH (Ingelheim, Germany), twice recrystallized from ethyl acetate and stored over P_4O_{10} . Ph_2BiBr and Ph_2BiOEt were prepared from Ph_3Bi according to the literature (29, 30). SnOct_2 was purchased from Aldrich Co. (Milwaukee, WI, USA) and purified as described previously (31).

Address correspondence to: Hans R. Kricheldorf, Institut für Technische und Makromolekulare Chemie, Bundesstr. 45, D-20146 Hamburg, Germany. E-mail: kricheld@chemie.uni-hamburg.de

Table 1. Ph₂BiOEt-initiated polymerizations of TMC in bulk at 120°C

<i>Expt. no.</i>	<i>Mon. Init.</i>	<i>Time (h)</i>	<i>Conversion^a (%)</i>	<i>Yield (%)</i>	<i>η_{inh}^b (dL/g)</i>	<i>M_n (k Da)^c (calcd.)</i>	<i>M_n (k Da)^d (SEC)</i>	<i>M_w^d (SEC)</i>
1	50/1	0.5	98.5	80.0	0.24	5	—	—
2	100/1	2.0	99.5	79.0	0.30	10	—	—
3	200/1	4.0	99.0	82.0	0.50	20	21	52
4	400/1	2.0	99.0	86.5	0.72	40	38	91
5	600/1	2.0	99.0	85.0	0.87	60	45	135
6	1000/1	2.0	98.0	86.0	1.16	100	—	—
7 ^e	1000/1 ^e	4.0	99.0	95.5	1.18	100	60	210

^aAs determined by ¹H NMR spectroscopy.

^bMeasured at 20°C with *c* = 2 g/L in CH₂Cl₂.

^cCalculated from M/I and 100% conversion.

^dSEC measurements in chloroform calibrated with polystyrene.

^eCrude TMC was used, whereas the TMC for all other experiments was twice recrystallized.

Tetra(ethylene glycol), TEG, was azeotropically dried with toluene and distilled in a vacuum of 10⁻² mbar.

2.2 Ph₂BiOEt-Initiated Polymerizations (no. 2, Table 1)

TMC (50 mmol) was weighed into a 25 mL Erlenmeyer flask having silanized glass walls and Ph₂BiOEt (0.5 mmol) was added under an atmosphere of argon. The reaction vessel was closed with glass-stopper and steel spring and immersed into an oil bath preheated to 120°C. The polymerization was stopped after 2.0 h, the cold reaction product was dissolved in CH₂Cl₂ and precipitated into cold (0–2°C) diethyl ether. After filtration the poly TMC was dried at 20–25°C *in vacuo*.

All other polymerizations of Table 1 were performed analogously.

2.3 Ph₂BiBr-Initiated Polymerizations (no. 2, Table 2)

TMC (50 mmol) and Ph₂BiBr (0.125 mmol) were weighed into a 25 mL Erlenmeyer flask having silanized glass walls. The polymerization was conducted for 7 h at 120°C and worked up as described above.

All other polymerizations of Table 2 were conducted analogously. The polymerizations designed for the calibra-

tion of time conversion curve were performed as described above, but the reaction vessels were opened from time-to-time under an atmosphere of argon and small samples were taken for ¹H-NMR measurements.

2.4 TEG-Coinitiated Polymerizations (no. 3, Table 3)

TMC (50 mmol), Ph₂BiBr (0.05 mmol) and TEG (0.5 mmol) were weighed under argon into a 25 mL Erlenmeyer flask having silanized glass walls. After 20 h at 120°C the conversion was determined by ¹H-NMR spectroscopy and the product was precipitated from its CH₂Cl₂ solution into methanol.

2.5 Measurements

The inherent viscosities were measured in CH₂Cl₂ with an automated Ubbelohde viscometer thermostated at 20°C. The 400 MHz ¹H-NMR spectra were recorded on a Bruker “Avance 400” FT spectrometer using 5 mm o.d. sample tubes. CDCl₃ containing TMS served as solvent. The MALDI-TOF mass spectra were measured with a Bruker Biflex III equipped with a nitrogen laser (λ = 330 nm). All spectra were recorded in the reflection mode with an

Table 2. Ph₂BiBr-initiated polymerizations of TMC in bulk at 120°C

<i>Expt. No.</i>	<i>Mon. Init.</i>	<i>Time (h)</i>	<i>Convers. (%)</i>	<i>η_{inh}^a (dL/g)</i>	<i>M_n (k Da)^b (calcd.)</i>	<i>M_v (k Da)^c (viscosim.)</i>	<i>M_n (k Da)^d (SEC)</i>	<i>M_w (k Da)^d (SEC)</i>
1	50	4	97.5	0.80	5	—	70	145
2	400	7	98.5	0.97	40	135	77	170
3	1 000	6	67.0	2.18	68	270	200	350
4	1 000	17	99.0	3.36	100	470	345	600
5	2 000	17	98.0	2.63	200	335	250	450

^aMeasured at 20°C with *c* = 2 g/L in CH₂Cl₂.

^bCalculated from M/I and 100% conversion.

^cDetermined from the intrinsic viscosities via the Mark-Houwink equation, measured at 25°C, α = 0.85, K = 5.48*10⁵.

^dSEC measurements in chloroform calibrated with polystyrene.

Table 3. Ph₂BiBr-initiated polymerizations of TMC (M/I = 1000/1) in bulk at 120°C (24 h) cointiated with tetra(ethylene glycol), TEG

Expt. No.	$\frac{TMC^a}{TEG}$	Convers. (%)	η_{inh}^b (dL/g)	M_n (k Da) ^c (calcd.)	M_n (k Da) ^d (SEC)	M_w (k Da) ^d (SEC)
1	40/1	99.0	0.17	4	7	15
2	60/1	97.5	0.20	6	9	19
3	100/1	98.0	0.36	10	14	37
4	200/1	98.5	0.56	20	21	57
5	500/1	98.5	0.77	50	45	98
6		>99.0	3.40	—	340	

^aMolar feed ratio.

^bMeasured at 20°C with $c = 2$ g/L in CH₂Cl₂.

^cCalculated from the TMC/TEG feed ratio and 100% conversion.

^dSEC measurements in chloroform calibrated with polystyrene.

acceleration voltage of 20 kV. The irradiation targets were prepared from chloroform solutions with dithranol as matrix and potassium trifluoroacetate as dopant. The SEC measurements with an apparatus of Polymer Laboratories equipped with a RI detector “Shodex RI 101”. A combination of three mixed bed columns was used with chloroform as eluent (flow rate 1.0 mL/min.). Commercial polystyrene standards served for calibration.

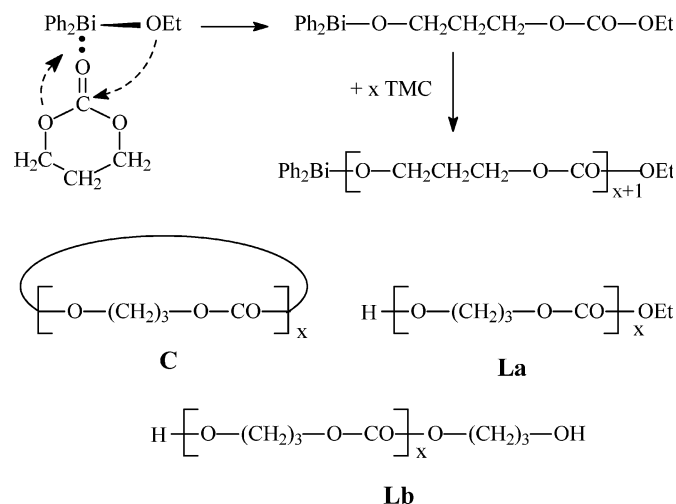
3 Results and Discussion

3.1 Preparative Polymerizations

Two series of polymerizations were performed, the first one based on Ph₂BiOEt as initiator and the second one based on Ph₂BiBr. Both series of polymerizations were conducted in bulk at a temperature of 120°C. With Ph₂BiOEt as initiator the monomer-initiator ratio (M/I) was varied from 50/1 to 1000/1 (Table 1). The reaction time was varied from 0.5 h to 4.0 h and the conversions were determined by ¹H NMR spectroscopy. Since in all experiments conversions $\geq 98\%$ were found, these results indicate a quite rapid polymerization process. The yields, inherent viscosities and molecular weights (M_n = number average, M_w = weight average) were determined after precipitation of the crude polycarbonate (dissolved in CH₂Cl₂) into diethyl ether.

The inherent viscosities roughly paralleled the M/I ratio, but the M_n values derived from polystyrene (PS)-calibrated SEC measurements were lower than calculated from the M/I ratios at least for M/Is $\geq 200/1$. At this point it should be mentioned that PS-calibrated SEC measurements overestimate the real M_n s of unsubstituted aliphatic polyesters such as poly(ϵ -caprolactone) by approximately 50% above 10 000 Da (33–39). This means the hydrodynamic volume of the polyesters is higher than that of PS or, in other words, their coil density is lower. However, the carbonate group is significantly more polar than aliphatic ester groups (e.g. evidenced by stable Lewis acid complexes (40)), and thus, the coil density should be lower in less

polar solvents such as THF or chloroform. Hence, the PS-calibrated SEC measurements should be more realistic, and for reasons discussed below, the overestimation of the M_n s should be limited to 15–20%. Regardless, if the overestimation amounts to 10 or 20% the measured M_n s listed in Table 1 are lower than those calculated from the M/I (considering 99% conversion). The reasons why the real M_n s fell below the calculated ones were revealed by the MALDI-TOF mass spectra of samples Nos. 1–3 (see Table 1). Three series of peaks were detectable as illustrated by Figure 1. The series labeled **C** represents cyclic oligomers which were certainly formed by “back-biting” as its true for all polymerizations of lactones initiated by metal alkoxides at temperatures $> 60^\circ\text{C}$. The series labeled **La** represents the expected linear chains having ethylester and one CH₂OH endgroup (see Scheme 1). The third series labeled **Lb** contains two CH₂OH endgroups. For the following reasons this finding is difficult to explain. The TMC was recrystallized and stored over P₄O₁₀ and gave high molecular weights (M_n s up to 340, 000 Da, see below), when Ph₂BiBr

**Sch. 1.** Ph₂BiOEt-initiated polymerization of TMC and potential reaction products.

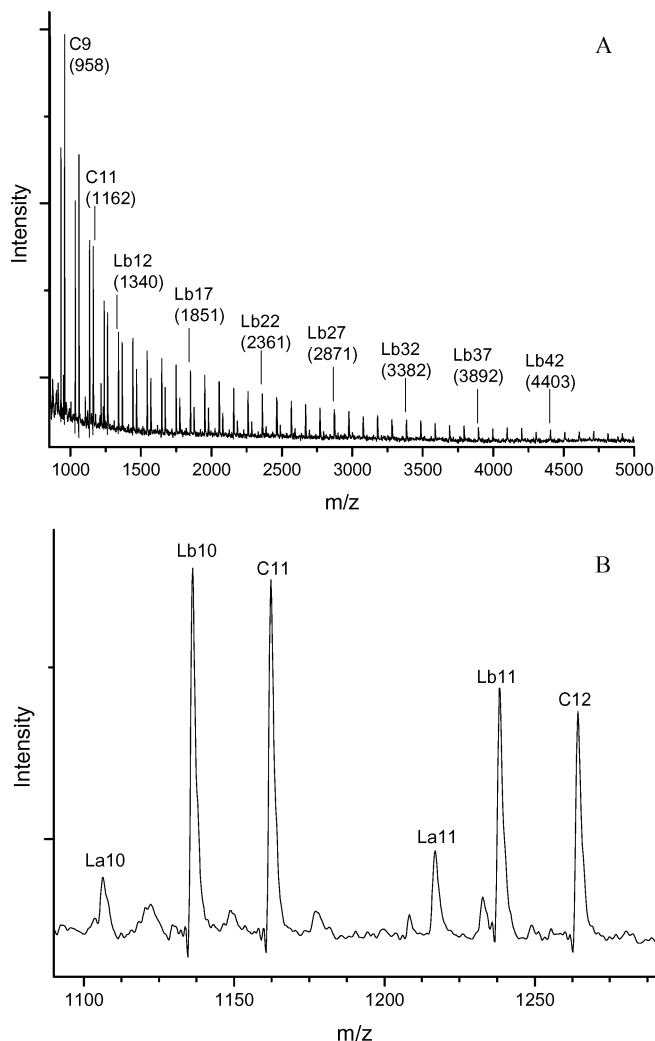


Fig. 1. MALDI-TOF mass spectrum of the Ph_2BiOEt -initiated poly TMC sample No. 7, Table 1.

was used as initiator. The glass wall of the reaction vessels were silanized (i.e. pretreated with $(\text{CH}_3)_2\text{SiCl}_2$) and the reactants were weighed into the reaction vessels under dry argon. When ϵ -caprolactone was polymerized under these conditions with the same Ph_2BiOEt initiator (27), all chains had ethyl ester endgroups and higher M_n s, what indicates that our reaction conditions allowed for clean and dry polymerizations.

Five polymerizations of TMC were conducted with Ph_2BiBr as initiator in bulk at 120°C (see Table 2). With the exception of experiment no. 3 where the reaction time was too short conversions above 97.5% were achieved in all cases. A comparison with the Ph_2BiOEt -initiated polymerizations indicates a lower reactivity of Ph_2BiBr as it was also found for polymerizations of ϵ -caprolactone (28). Yet, despite the lower reactivity (also discussed below) Ph_2BiBr -initiated polymerizations yielded considerably higher molecular weights than Ph_2BiOEt . The M_n s were also significantly higher than those calculated from the M/I s. From

four samples the intrinsic viscosities were determined and the viscosity average molecular weights (M_w s) were calculated via the Mark-Houwink Equation (1) which was elaborated in a previous publication (10). For flexible chains, M_v typically amounts to 85–90% of the M_w values. Taking this relationship into account the M_v and M_w data in Table 2 suggest the PS-calibrated SEC measurements overestimate the real molecular weights by 15–20%. Nonetheless, the measured M_n s are higher than the calculated ones with exception of experiment 5, in close analogy to Ph_2BiBr -initiated polymerizations of ϵ -caprolactone (28).

$$[\eta] = 5.48 \times 10^{-5} \times M_w^{0.825} \quad (1)$$



Five more polymerizations were conducted in such a way that tetraethylene glycol (TEG) was added as coinitiator (Table 3). The $^1\text{H-NMR}$ spectra proved the covalent incorporation of the TEG units (signals at 4.25 and 3.65 ppm in chloroform). Both the viscosity and SEC measurements demonstrated that the molecular weights roughly paralleled the monomer/coinitiator ratio. Hence, it may be concluded that Ph_2BiBr is a more attractive catalyst than Ph_2BiOEt for preparative purposes, because it may yield higher molecular weights, because it allows for an easy control of the molecular weight by addition of a coinitiator and because it is easier to synthesize.

3.2 Mechanistic Aspects

A handful of time-conversion measurements were performed to obtain at least a crude idea about the reactivities of Ph_2BiOEt and Ph_2BiBr relative to each other and relative to other initiators (Figures 2–4). For ϵ -caprolactone as

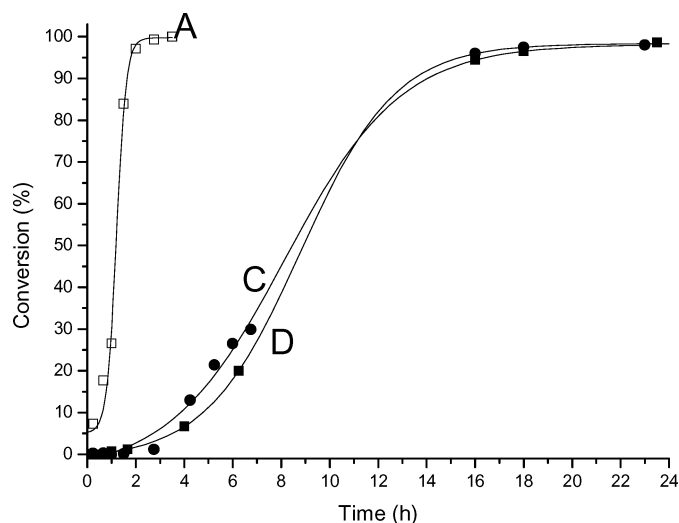


Fig. 2. Time-conversion curves measured for polymerizations of TMC in bulk at 120°C with three different initiators ($M/I = 50/1$): A) Ph_2BiOEt , C) Ph_2BiBr , D) BiBr_3 .

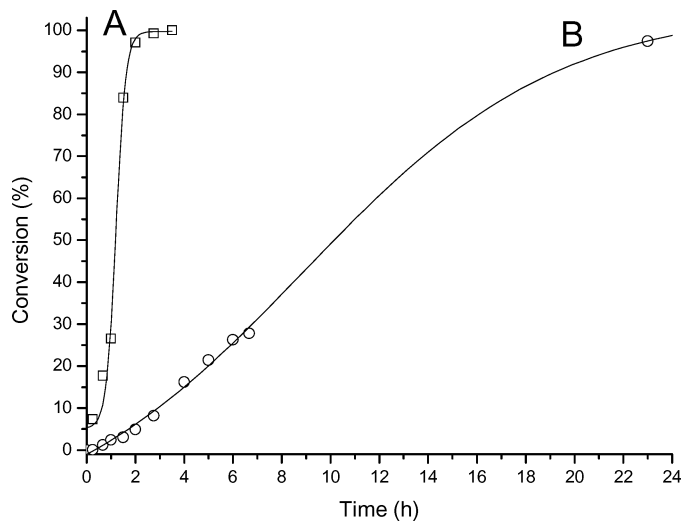


Fig. 3. Time-conversion curves measured for polymerizations in TMC in bulk at 120°C with M/I = 50/1: A) Ph₂BiOEt and B) SnOct₂+ EtOH.

monomer it was found that Ph₂BiBr is clearly less reactive than Ph₂BiOEt by a factor of 2 (when compared at 50% conversion and a temperature of 120°C). An analogous comparison for TMC as monomer is presented in Figure 2. Ph₂BiBr proved again to be less reactive, so that at 50% conversion the polymerization was slower by a factor of 7. A comparison with BiBr₃ (curve D) showed relatively similar reactivity. This result is different from what was found for εCL, because the BiBr₃-initiated polymerization of εCL was much slower than that initiated by Ph₂BiBr. The carbonate group is more basic and more nucleophilic than an ester group having similar substituents, and thus, is more prone to coordinate a Lewis acid (40). BiBr₃ is certainly

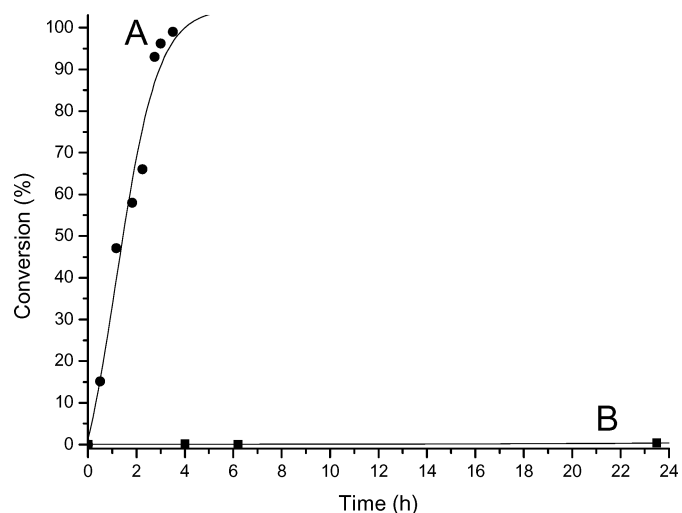


Fig. 4. Time-conversion curves measured for polymerizations in TMC in bulk at 60°C with M/I = 50/1: A) Ph₂BiOEt and B) SnOct₂+ EtOH.

a stronger Lewis acid than Ph₂BiBr, but the similarity of the time-conversion curves alone does not give any reliable information about the polymerization mechanism. In a recent study of BiCl₃, BiBr₃ and BiJ₃-catalyzed polymerizations of εCL (41) the kinetic results and endgroup analyses suggest that the coordination-insertion mechanism via X₂Bi-OCH₂ ~ endgroups was involved and not a cationic mechanism. In the present work, a Ph₂BiBr-catalyzed polymerization of TMC was performed in bulk with a M/I ratio of 20/1 and the endgroups were characterized by ¹H-NMR spectroscopy and MT mass spectrometry. As illustrated in Figure 5A, the triplet signal of CH₂OH endgroups is detectable at 3.7 ppm. Its identification was confirmed by esterification with trifluoroacetic anhydride, which shifts this triplet to 4.6 ppm (Figure 5B). A weak signal at 3.5 ppm might result from a CH₂Br endgroup. The mass spectrum confirmed the presence of cyclic oligomers and La chains terminated by two CH₂OH groups. Therefore, these results suggest that a coordination-insertion mechanism was operating based on a Ph₂Bi-OCH₂ ~

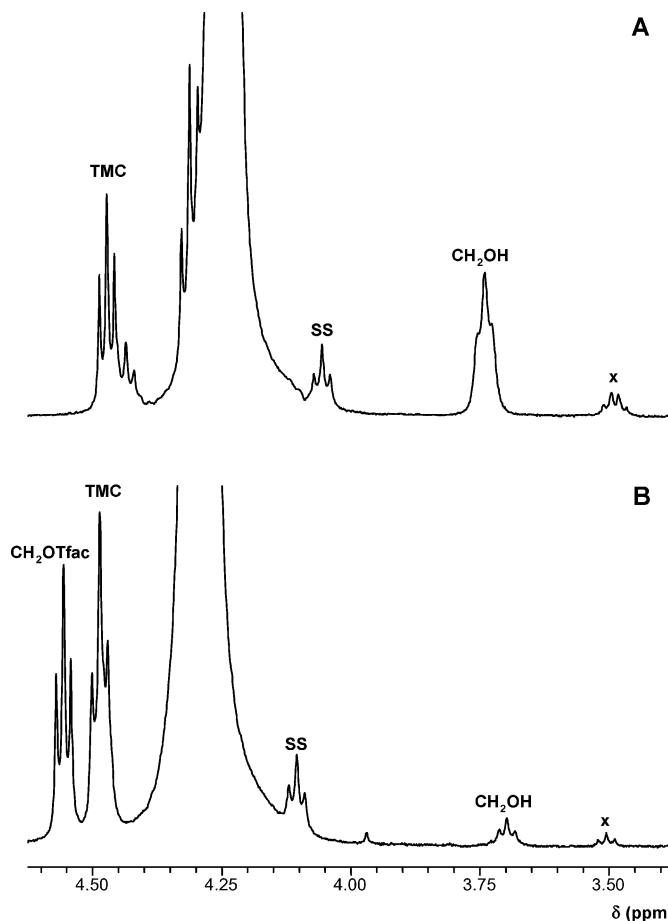


Fig. 5. 400 MHz ¹H NMR spectrum of Ph₂BiBr-initiated poly TMC prepared in bulk at 60°C with M/I = 20/1: A) virgin product and B) measured after addition of one drop of trifluoroacetic anhydride to the solution in CDCl₃

endgroup and was operating in agreement with the BiX_3 -catalyzed polymerization of ϵCL . The lower reactivity of Ph_2BiBr relative to $\text{Ph}_2\text{Bi-OEt}$ is understandable on the basis of the coordination-insertion mechanism outlined in Scheme 1. The reactive Bi-OR groups is missing in the case of Ph_2BiBr and needs to be formed by a side reaction such as that outlined in Equation 2.

Another interesting comparison based on time-conversion measurements concerns Ph_2BiOEt and SnOct_2 . SnOct_2 is the most widely used initiator for lactones and lactides in both areas fundamental research and technical production of biodegradable polyesters. It is characteristic for SnOct_2 that addition of an alcohol significantly enhances its reactivity, because according to Equation 3 a reactive Sn-O alkyl group is formed via an exchange reaction (31, 32). Therefore, the kinetic comparison with Ph_2BiOEt is based on an equimolar combination of SnOct_2 and ethanol. In the case of ϵCL Ph_2BiOEt proved to be less reactive at 120°C , but surprisingly it was more reactive at 60 and 40°C (and equally reactive at 90°C). Figures 3 and 4 demonstrate that the situation is different for TMC as monomer. Ph_2BiOEt is significantly more reactive than $\text{SnOct}_2 + \text{ethanol}$ even at 120°C . At 60°C the Ph_2BiOEt -initiated polymerization of TMC is only slightly slower than that at 120°C , whereas the initiation with $\text{SnOct}_2 + \text{ethanol}$ is so slow that this system is useless for any preparative purposes. The summary of these results demonstrate that Ph_2BiOEt is for TMC a highly reactive single site initiator for all temperatures above the melting point of TMC. This result was unpredictable, but it is useful for preparative applications.

4 Conclusions

Both Ph_2BiOEt and Ph_2BiBr proved to be efficient initiators of ring-opening polymerizations of TMC. In the case of Ph_2BiOEt , the M_n s roughly parallel the M/I s, but fall below the theoretical values. Ph_2BiBr allows for the preparation of particularly high poly TMC and the M_n around 300,000 Da (corrected value) is to the best of our knowledge the highest molecular weight reported so far. However, a direct control of the M_n via the M/I ratio is not feasible, but by addition of a mono- or bifunctional alcohol this control is easily achieved. Therefore, Ph_2BiBr is the most attractive initiator from the preparative point of view, in as much as it is easier to synthesize. However, Ph_2BiOEt proved to be more reactive than Ph_2BiBr in agreement with a coordination-insertion mechanism involving Bi-alkoxide groups as reactive species. Yet, surprising is the observation that Ph_2BiOEt is more reactive than the combination $\text{SnOct}_2 + \text{ethanol}$, a difference which strongly increases at lower temperatures (e.g. 60°C).

In summary, the excellent results obtained from Ph_2BiOEt and Ph_2BiBr -initiated polymerization of ϵ -

caprolactone (27, 28) were largely paralleled by the results obtained with TMC in this work.

References

- Carothers, W.H. and Van Natta, F.J. (1930) *J. Am. Chem. Soc.*, 52, 314.
- Carothers, W.H., Dorrough, G.L. and Van Natta, F.J. (1932) *J. Am. Chem. Soc.*, 54, 761.
- McNeill, I.C. and Rincon, A. (1989) *Polym. Degrad. Stab.*, 24, 59.
- Kricheldorf, H.R. and Jenssen, J. (1989) *J.M.S. – Pure Appl. Chem.*, A26, 631.
- Zhu, K.J., Hendren, R.W., Jensen, K. and Pitt, G.C. (1991) *Macromolecules*, 24, 1731.
- Kricheldorf, H.R., Jenssen, J. and Kreiser-Saunders, I. (1992) *Makromol. Chem.*, 192, 2391.
- Albertsson, A.C. and Sjöling, M. (1992) *J.M.S. – Pure & Appl. Chem.*, A29, 43.
- Kricheldorf, H.R. and Weegen-Schulz, B. (1993) *Macromolecules*, 26, 5991.
- Kricheldorf, H.R. and Weegen-Schulz, B. (1995) *Polymer*, 36, 4997.
- Kricheldorf, H.R. and Weegen-Schulz, B. (1995) *J. Polym. Sci. Part A: Polym. Chem.*, 33, 2193.
- Kricheldorf, H.R. and Weegen-Schulz, B. (1996) *Macromol. Chem. Phys.*, 197, 1043.
- Carter, K.R., Richter, R., Kricheldorf, H.R. and Hedrick, J.C. (1997) *Macromolecules*, 30, 6074.
- Kricheldorf, H.R. and Weegen-Schulz, B. (1995) *J.M.S. – Pure Appl. Chem.*, A32, 1847.
- Kricheldorf, H.R., Stricker, A. and Lossin, M. (1999) *J. Polym. Sci. Part A: Polym. Chem.*, 37, 2179.
- Kricheldorf, H.R. and Stricker, A. (2000) *Macromol. Chem. Phys.*, 201, 2557.
- Kricheldorf, H.R. and Stricker, A. (2000) *Polymer*, 41, 7311.
- Kricheldorf, H.R., Stricker, A. and Gomurashvili, Z. (2001) *Macromol. Chem. Phys.*, 202, 413.
- Matsumura, S., Tsukada, K. and Toshima, K. (1997) *Macromolecules*, 30, 3122.
- Kobayashi, S., Kikuchi, H. and Ugama, H. (1997) *Macromol. Rapid Commun.*, 18, 575.
- Bisht, K.S., Svirkin, Y.Y., Henderson, L.A., Gross, R.A., Kaplan, D. and Snift, G. (1997) *Macromolecules*, 30, 7735.
- Kricheldorf, H.R., Hachmann-Thiessen, H. and Schwarz, G. (2004) *Macromolecules*, 37, 5340.
- Kricheldorf, H.R. and Hachmann-Thiessen, H. (2006) *J. Polym. Sci. Part A: Polym. Chem.*, 43, 3268.
- Kricheldorf, H.R., Bornhorst, K. and Hachmann-Thiessen, H. (2005) *Macromolecules*, 38, 5017.
- Kricheldorf, H.R. and Rost, S. (2005) *Biomacromolecules*, 6, 1345.
- Kricheldorf, H.R. and Rost, S. (2005) *Polymer*, 46, 3248.
- Kricheldorf, H.R., Behnken, G. and Schwarz, G. (2006) *J. Polym. Sci. Part A: Polym. Chem.*, 44, 3175.
- Kricheldorf, H.R., Behnken, G., Schwarz, G. and Kopf, J. (2008) *Macromolecules*, 41, 4107–4112.
- Kricheldorf, H.R. and Behnken, G. (2008) *J. Polym. Sci. Part A: Polym. Chem.*, 46, 851.
- Praedel, U. and Huber, F. (1982) *J. Organomet. Chem.*, 240, C45.
- Wieber, M. and Baudis, U. (1978) *Z. Anorg. Allgem. Chem.*, 439, 139.
- Kricheldorf, H.R., Kreiser-Saunders, I. and Stricker, A. (2000) *Macromolecules*, 33, 702.
- Kovalski, A., Duda, A. and Penczek, S. (1998) *Macromol. Rapid Commun.*, 19, 576.
- Schindler, A., Hibimada, Y. and Pitt, C.G. (1983) *J. Polym. Sci. Polym. Chem. Ed.*, 21, 197.

34. McLain, S. and Drysdale, N.E. (1992) *Polym. Prep. ACS Polym. Div.*, 33, 174.
35. Rasch, H. and Rohde, K. (1995) *J. Chromatogr. A*, 699, 24.
36. Kricheldorf, H.R. and Eggerstedt, S. (1998) *Makromol. Chem. Phys.*, 199, 283.
37. Kovalski, A., Duda, A. and Penczek, S. (1998) *Macromolecules*, 31, 2114.
38. Hiltunen, K., Härkönen, M., Seppälä, J.V. and Väänen, T. (1996) *Macromolecules*, 29, 8677.
39. Save, M., Schappacher, M. and Soum, A. (2002) *Makromol. Chem. Phys.*, 203, 889.
40. Kricheldorf, H.R. and Weegen-Schulz, B. (1993) *Makromol. Chem. Rapid Commun.*, 14, 405.
41. Lahcini, M., Schwarz, G. and Kricheldorf, H.R. (2008) *J. Polym. Sci. Part A: Polym. Chem.*, 41, 7483.